

Pitch:2.54mm(0.1")
Female Header Single Row Dip Type


MXCONN
MFHA108 Series

Specifications

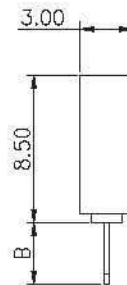
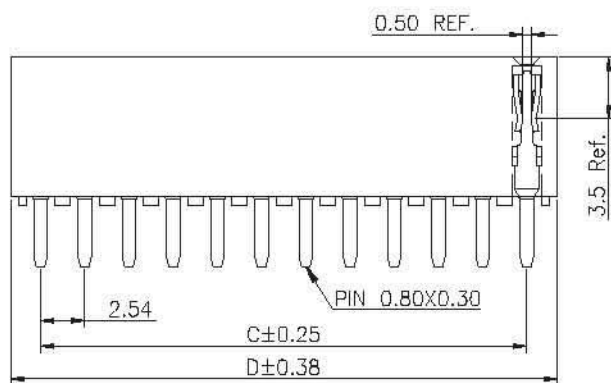
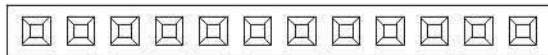
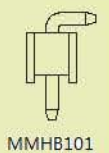
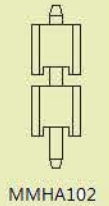
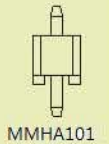
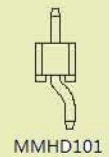
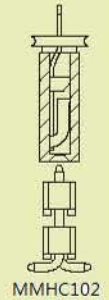
Current Rating: 3.0 Ampere
Insulation Resistance: 1000MΩ Min
Dielectric Withstanding: 600V AC
Contact Resistance: 20mΩ Max
Operating Temperature: -40°C to +105°C

Materials

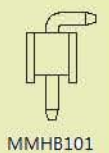
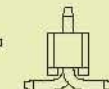
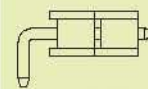
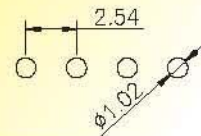
Contact Material: Phosphor Bronze
Insulation Material: Polyester,UL 94V-0
PBT



Mating with



Recommended
P.C.Board
Hole Layout



MMHB102

MMHC101

MMHB101

PS:Suggested Mating Pin Length:5.0~8.0mm

| No. of Pins/Row | Dimension Information | | No. of Pins/Row | Dimension Information | | No. of Pins/Row | Dimension Information | | No. of Pins/Row | Dimension Information | |
|-----------------|-----------------------|-------|-----------------|-----------------------|-------|-----------------|-----------------------|-------|-----------------|-----------------------|--------|
| | C | D | | C | D | | C | D | | C | D |
| 02 | 2.54 | 5.88 | 12 | 27.94 | 31.28 | 22 | 53.34 | 56.68 | 32 | 78.74 | 82.08 |
| 03 | 5.08 | 8.42 | 13 | 30.48 | 33.82 | 23 | 55.88 | 59.22 | 33 | 81.28 | 84.62 |
| 04 | 7.62 | 10.96 | 14 | 33.02 | 36.36 | 24 | 58.42 | 61.76 | 34 | 83.82 | 87.16 |
| 05 | 10.16 | 13.50 | 15 | 35.56 | 38.90 | 25 | 60.96 | 64.30 | 35 | 86.36 | 89.70 |
| 06 | 12.70 | 16.04 | 16 | 38.10 | 41.44 | 26 | 63.50 | 66.84 | 36 | 88.90 | 92.24 |
| 07 | 15.24 | 18.58 | 17 | 40.64 | 43.98 | 27 | 66.04 | 69.38 | 37 | 91.44 | 94.78 |
| 08 | 17.78 | 21.12 | 18 | 43.18 | 46.52 | 28 | 68.58 | 71.92 | 38 | 93.98 | 97.32 |
| 09 | 20.32 | 23.66 | 19 | 45.72 | 49.06 | 29 | 71.12 | 74.46 | 39 | 96.52 | 99.86 |
| 10 | 22.86 | 26.20 | 20 | 48.26 | 51.60 | 30 | 73.66 | 77.00 | 40 | 99.06 | 102.40 |
| 11 | 25.40 | 28.74 | 21 | 50.80 | 54.14 | 31 | 76.20 | 79.54 | | | |

Ordering Information

| | | | | |
|-----------|---------------------|----------------------|---|-------------------------|
| MFHA108 - | XX | XX | A | XXX |
| | No. of Pins per Row | Standard Plating | | Pin Length (B) |
| | 02~40 | 02 :Gold Flash | | 001 : B=3.50 |
| | | Selective Plating | | Selective Length |
| | | 01 :Tin | | Custom Length Available |
| | | 05 :Gold Flash / Tin | | |

* Standard Packaging:Box