

Pitch:2.54X2.54mm(0.1"X0.1")
Female Header Dual Rows Elevated Type

MXCONN
 MFHA2XX Series


2.54 Female Dip Type

Specifications

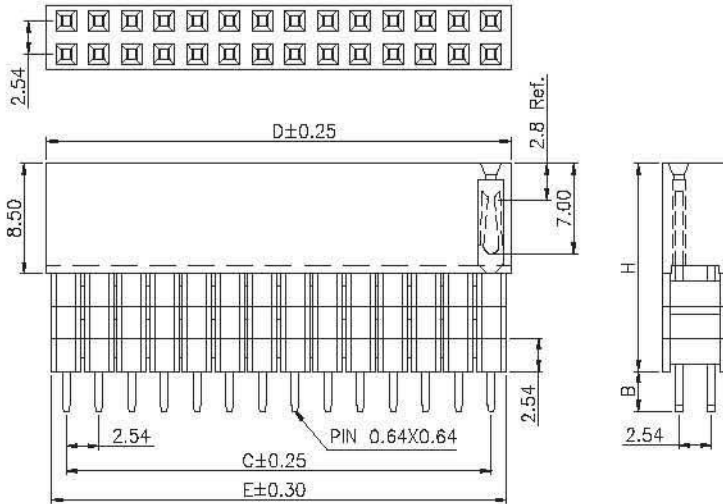
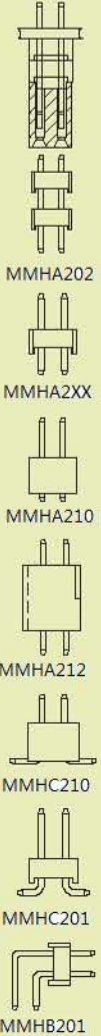
Current Rating: 3.0 Ampere
 Insulation Resistance: 1000MΩ Min
 Dielectric Withstanding: 600V AC
 Contact Resistance: 20mΩ Max
 Operating Temperature: -40°C to +105°C

Materials

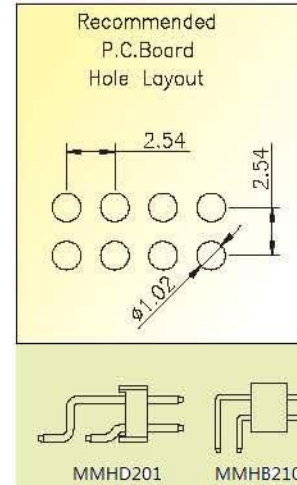
Contact Material: Phosphor Bronze
 Insulation Material: Polyester,UL 94V-0
 PBT



Mating with



PS:Suggested Mating Pin Length:4.5~6.5mm



| No. of Pins/Row | Dimension Information | | | No. of Pins/Row | Dimension Information | | | No. of Pins/Row | Dimension Information | | | No. of Pins/Row | Dimension Information | | |
|-----------------|-----------------------|-------|-------|-----------------|-----------------------|-------|-------|-----------------|-----------------------|-------|-------|-----------------|-----------------------|--------|--------|
| | C | D | E | | C | D | E | | C | D | E | | C | D | E |
| 02 | 2.54 | 5.58 | 5.08 | 12 | 27.94 | 30.98 | 30.48 | 22 | 53.34 | 56.38 | 55.88 | 32 | 78.74 | 81.78 | 81.28 |
| 03 | 5.08 | 8.12 | 7.62 | 13 | 30.48 | 33.52 | 33.02 | 23 | 55.88 | 58.92 | 58.42 | 33 | 81.28 | 84.32 | 83.82 |
| 04 | 7.62 | 10.66 | 10.16 | 14 | 33.02 | 36.06 | 35.56 | 24 | 58.42 | 61.46 | 60.96 | 34 | 83.82 | 86.86 | 86.36 |
| 05 | 10.16 | 13.20 | 12.70 | 15 | 35.56 | 38.60 | 38.10 | 25 | 60.96 | 64.00 | 63.50 | 35 | 86.36 | 89.40 | 88.90 |
| 06 | 12.70 | 15.74 | 15.24 | 16 | 38.10 | 41.14 | 40.64 | 26 | 63.50 | 66.54 | 66.04 | 36 | 88.90 | 91.94 | 91.44 |
| 07 | 15.24 | 18.28 | 17.78 | 17 | 40.64 | 43.68 | 43.18 | 27 | 66.04 | 69.08 | 68.58 | 37 | 91.44 | 94.48 | 93.98 |
| 08 | 17.78 | 20.82 | 20.32 | 18 | 43.18 | 46.22 | 45.72 | 28 | 68.58 | 71.62 | 71.12 | 38 | 93.98 | 97.02 | 96.52 |
| 09 | 20.32 | 23.36 | 22.86 | 19 | 45.72 | 48.76 | 48.26 | 29 | 71.12 | 74.16 | 73.66 | 39 | 96.52 | 99.56 | 99.06 |
| 10 | 22.86 | 25.90 | 25.40 | 20 | 48.26 | 51.30 | 50.80 | 30 | 73.66 | 76.70 | 76.20 | 40 | 99.06 | 102.10 | 101.60 |
| 11 | 25.40 | 28.44 | 27.94 | 21 | 50.80 | 53.84 | 53.34 | 31 | 76.20 | 79.24 | 78.74 | | | | |

Ordering Information

| | | | | | | |
|-------|-------------------|---|---------------------|----------------------|--------------|--------------------------|
| MFHA2 | XX | - | XX | XX | A | XXX |
| | HEIGHT OPTION (H) | | No. of Pins per Row | Standard Plating | | Pin Length (B) |
| | 02 :H=11.04 | | 02~40 | 02 :Gold Flash | MFHA202 ...A | 004 :B=2.30 (1 Stacker) |
| | 30 :H=13.58 | | | Selective Plating | MFHA230 ...A | 003 :B=4.85 (2 Stackers) |
| | 31 :H=16.12 | | | 01 :Tin | MFHA231 ...A | 003 :B=2.30 (3 Stackers) |
| | | | | 05 :Gold Flash / Tin | | Selective Length |
| | | | | | | Custom Length Available |

* Standard Packaging:Tube