Pitch:2.00X2.00mm(0.079"X0.079")
Female Header Dual Rows With Post S.M.T Type

MXCONN
MFFC205 Series

Specifications

Current Rating: 2.0 Ampere
Insulation Resistance: 1000MΩ Min
Dielectric Withstanding: 500V AC
Contact Resistance: 20mΩ Max
Operating Temperature: -40℃ to +105℃

Materials

Contact Material: Phosphor Bronze
Insulation Material: Polyester,UL 94V-0
NYLON 6T



Mating with

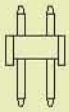

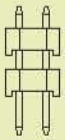

MMFA2XX

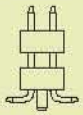

MMFC219

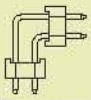

MMFB203

MMFB215

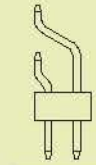

MMFD201

MMFC2XX

MMFA215

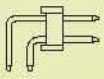

MMFB2XX

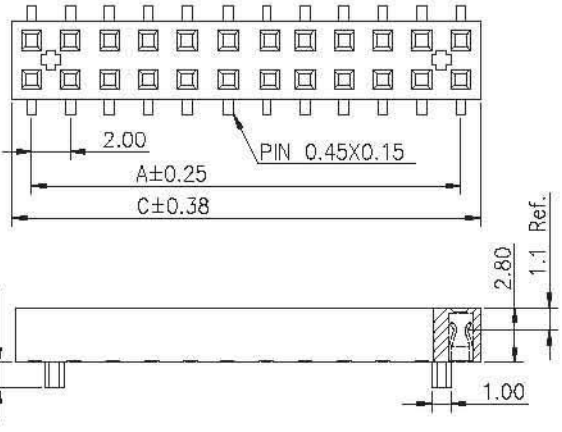

Recommended P.C.Board Layout

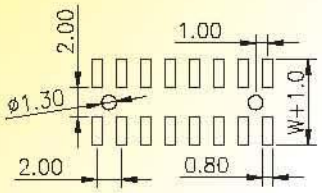

PS:Suggested Mating Pin Length:2.5~2.8mm

No. of Pins/Row	Dimension Information A	Dimension Information C	No. of Pins/Row	Dimension Information A	Dimension Information C	No. of Pins/Row	Dimension Information A	Dimension Information C	No. of Pins/Row	Dimension Information A	Dimension Information C
02	2.00	4.00	11	20.00	22.00	20	38.00	40.00	29	56.00	58.00
03	4.00	6.00	12	22.00	24.00	21	40.00	42.00	30	58.00	60.00
04	6.00	8.00	13	24.00	26.00	22	42.00	44.00	31	60.00	62.00
05	8.00	10.00	14	26.00	28.00	23	44.00	46.00	32	62.00	64.00
06	10.00	12.00	15	28.00	30.00	24	46.00	48.00	33	64.00	66.00
07	12.00	14.00	16	30.00	32.00	25	48.00	50.00	34	66.00	68.00
08	14.00	16.00	17	32.00	34.00	26	50.00	52.00	35	68.00	70.00
09	16.00	18.00	18	34.00	36.00	27	52.00	54.00			
10	18.00	20.00	19	36.00	38.00	28	54.00	56.00			

Ordering Information

MFFC205 - XX XX X XXX

No.of Pins per Row
02 ~35

Standard Plating
02 :Gold Flash

Selective Plating
01 :Tin
05 :Gold Flash / Tin

Pin Length (W)
A 001 :W=5.80
C 003 :W=6.30
D 001 :W=5.80
Selective Length
Custom Length Available

*Standard Packaging:Tube

Due to technical progress,all designs,Specifications and components are subject to change without notice