

Pitch:2.00X2.00mm(0.079"X0.079")
 Female Header Side Entry Right Angle Dip Type


MXCONN
 MFFB204 Series

Specifications

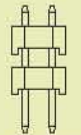
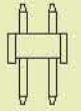
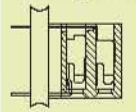
Current Rating: 2.0 Ampere
 Insulation Resistance: 1000MΩ Min
 Dielectric Withstanding: 500V AC
 Contact Resistance: 20mΩ Max
 Operating Temperature: -40°C to +105°C

Materials

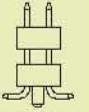
Contact Material: Phosphor Bronze
 Insulation Material: Polyester,UL 94V-0
 NYLON 6T



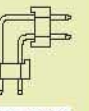
Mating with



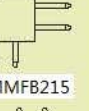
MFFB204



MMFC219



MMFB203



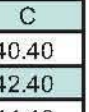
MMFB215



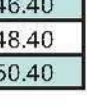
MMFC2XX



MMFA215

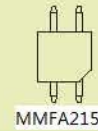
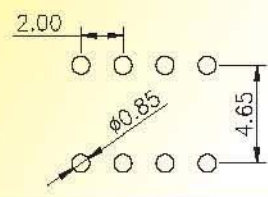


MMFD201

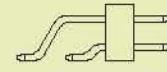


MMFB2XX

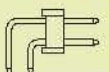
Recommended
 P.C.Board
 Hole Layout



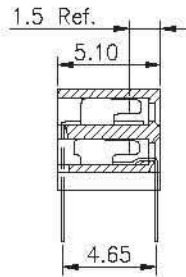
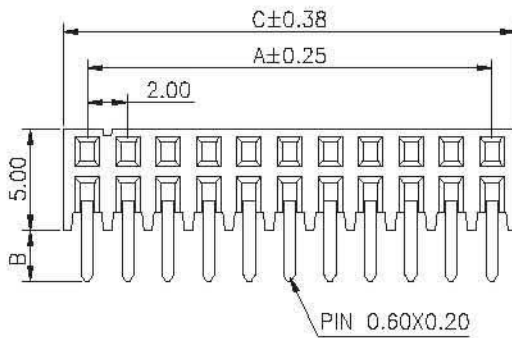
MMFA215



MMFD201



MMFB2XX



PS:Suggested Mating Pin Length:3.0~4.8mm

No. of Pins/Row	Dimension Information		No. of Pins/Row	Dimension Information		No. of Pins/Row	Dimension Information		No. of Pins/Row	Dimension Information	
	A	C		A	C		A	C		A	C
02	2.00	4.40	08	14.00	16.40	14	26.00	28.40	20	38.00	40.40
03	4.00	6.40	09	16.00	18.40	15	28.00	30.40	21	40.00	42.40
04	6.00	8.40	10	18.00	20.40	16	30.00	32.40	22	42.00	44.40
05	8.00	10.40	11	20.00	22.40	17	32.00	34.40	23	44.00	46.40
06	10.00	12.40	12	22.00	24.40	18	34.00	36.40	24	46.00	48.40
07	12.00	14.40	13	24.00	26.40	19	36.00	38.40	25	48.00	50.40

Ordering Information

MFFB204 -	XX	XX	A	XXX
	No. of Pins per Row	Standard Plating		Pin Length (B)
	02 ~25	02 :Gold Flash		001 : B=2.50
		Selective Plating		Selective Length
		01 :Tin		Custom Length Available
		05 :Gold Flash / Tin		

* Standard Packaging: Tube