

Pitch:2.00mm(0.079")
 Female Header Single Row Right Angle Type

MXCONN
 MFFB107 Series


2.00 Female Dip Type

Specifications

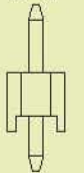
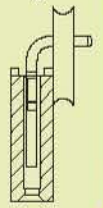
- Current Rating: 2.0 Ampere
- Insulation Resistance: 1000MΩ Min
- Dielectric Withstanding: 500V AC
- Contact Resistance: 20mΩ Max
- Operating Temperature: -40°C to +105°C

Materials

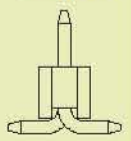
- Contact Material: Phosphor Bronze
- Insulation Material: Polyester,UL 94V-0 LCP



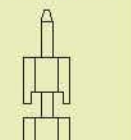
Mating with



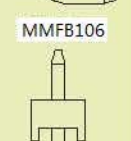
MMFA1XX



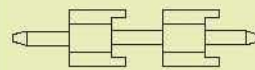
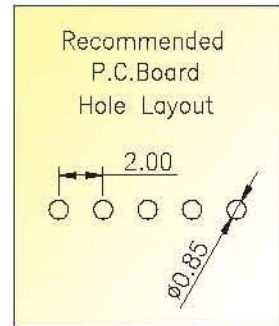
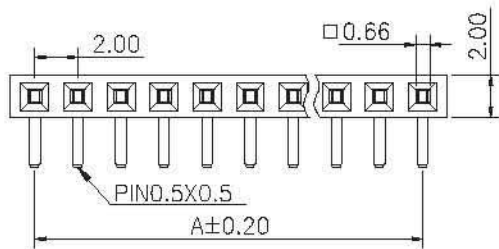
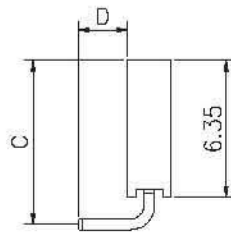
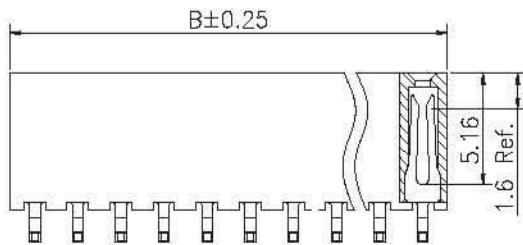
MMFC1XX



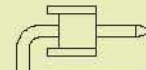
MMFB106



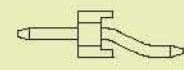
MMFC104



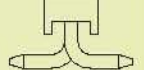
MMFA1XX



MMFB1XX



MMFD102



MMFC104

PS:Suggested Mating Pin Length:3.0~4.9mm

No. of Pins/Row	Dimension Information		No. of Pins/Row	Dimension Information		No. of Pins/Row	Dimension Information		No. of Pins/Row	Dimension Information	
	A	B		A	B		A	B		A	B
02	2.00	4.30	12	22.00	24.30	22	42.00	44.30	32	62.00	64.30
03	4.00	6.30	13	24.00	26.30	23	44.00	46.30	33	64.00	66.30
04	6.00	8.30	14	26.00	28.30	24	46.00	48.30	34	66.00	68.30
05	8.00	10.30	15	28.00	30.30	25	48.00	50.30	35	68.00	70.30
06	10.00	12.30	16	30.00	32.30	26	50.00	52.30	36	70.00	72.30
07	12.00	14.30	17	32.00	34.30	27	52.00	54.30	37	72.00	74.30
08	14.00	16.30	18	34.00	36.30	28	54.00	56.30	38	74.00	76.30
09	16.00	18.30	19	36.00	38.30	29	56.00	58.30	39	76.00	78.30
10	18.00	20.30	20	38.00	40.30	30	58.00	60.30	40	78.00	80.30
11	20.00	22.30	21	40.00	42.30	31	60.00	62.30			

Ordering Information

- MFFB107 - **XX** **XX** A **XXX**
- No. of Pins per Row**
02~40
 - Standard Plating**
02 :Gold Flash
 - Selective Plating**
01 :Tin
05 :Gold Flash / Tin
 - Pin Length (C / D)**
001 :C=7.60,D=2.30
 - Selective Length
 - Custom Length Available

* Standard Packaging:Tube