Pitch:1.27mm(0.05")
Female Header Single Row Straight Type

MXCONN
MFEA102 Series

Specifications

Current Rating: 1.0 Ampere
Insulation Resistance: 1000MΩ Min
Dielectric Withstanding: 300V AC
Contact Resistance: 20mΩ Max
Operating Temperature: -40℃ to +105℃

Materials

Contact Material: Phosphor Bronze
Insulation Material: Polyester,UL 94V-0
LCP



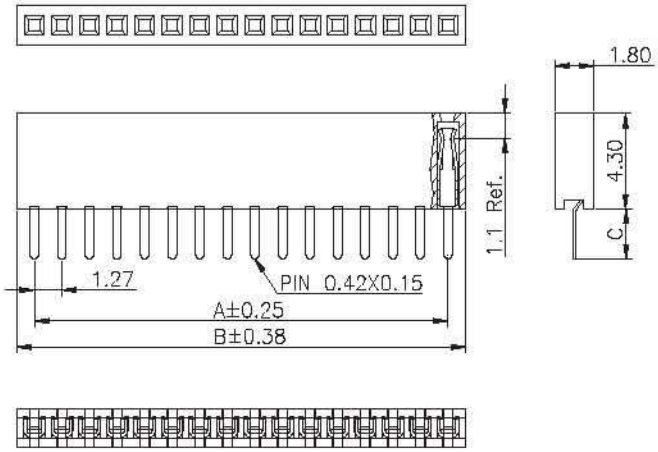

Recommended
P.C.Board
Hole Layout

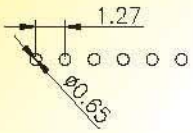

Mating with

PS:Suggested Mating Pin Length:2.0~4.0mm

No. of Pins/Row	Dimension Information A	Dimension Information B	No. of Pins/Row	Dimension Information A	Dimension Information B	No. of Pins/Row	Dimension Information A	Dimension Information B	No. of Pins/Row	Dimension Information A	Dimension Information B
02	1.27	2.98	12	13.97	15.59	22	26.67	28.29	32	39.37	40.99
03	2.54	4.16	13	15.24	16.86	23	27.94	29.56	33	40.64	42.26
04	3.81	5.43	14	16.51	18.13	24	29.21	30.83	34	41.91	43.53
05	5.08	6.70	15	17.78	19.40	25	30.48	32.10	35	43.18	44.80
06	6.35	7.97	16	19.05	20.67	26	31.75	33.37	36	44.45	46.07
07	7.62	9.24	17	20.32	21.94	27	33.02	34.64	37	45.72	47.34
08	8.89	10.51	18	21.59	23.21	28	34.29	35.91	38	46.99	48.61
09	10.16	11.78	19	22.86	24.48	29	35.56	37.18	39	48.26	49.88
10	11.43	13.05	20	24.13	25.75	30	36.83	38.45	40	49.53	51.15
11	12.70	14.32	21	25.40	27.02	31	38.10	39.72			

Ordering Information

MFEA102 - XX XX A XXX

No.of Pins per Row	Standard Plating	Pin Length (C)
02 ~40	01 :Tin	001 :C=2.30
	02 :Gold Flash	002 :C=1.50
	Selective Plating	Selective Length
	05 :Gold Flash / Tin	Custom Length Available

*Standard Packaging:Box

Due to technical progress,all designs,Specifications and components are subject to change without notice