

Pitch:5.08mm(0.20")
PIN Header Single Row Right Angle Type

MXCONN
 MMMB101 Series

Specifications

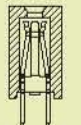
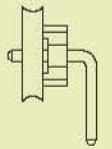
Current Rating: 7.9 Ampere
 Insulation Resistance: 1000MΩ Min
 Dielectric Withstanding: 1000V AC/DC
 Contact Resistance: 30mΩ Max
 Operating Temperature: -40°C to +105°C

Materials

Contact Material: Brass
 Insulation Material: Polyester,UL 94V-0
 LCP

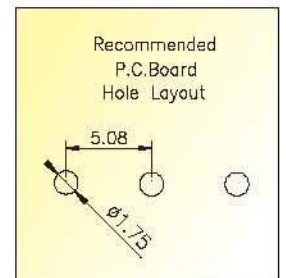
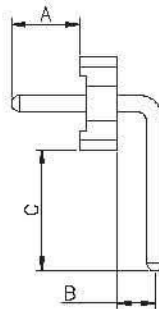
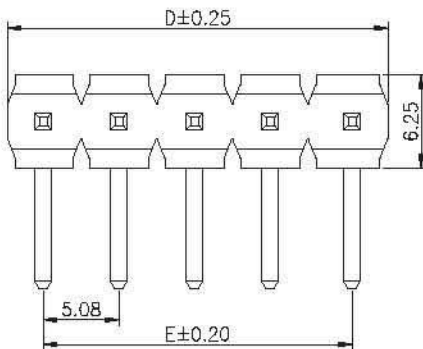
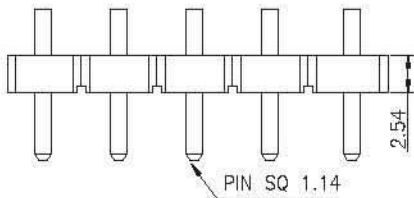


Mating with



MFMA110

5.08 Male Dip Type



No. of Pins/Row	Dimension Information		No. of Pins/Row	Dimension Information		No. of Pins/Row	Dimension Information		No. of Pins/Row	Dimension Information	
	D	E		D	E		D	E		D	E
02	10.16	5.08	08	40.64	35.56	14	71.12	66.04	20	101.60	96.52
03	15.24	10.16	09	45.72	40.64	15	76.20	71.12			
04	20.32	15.24	10	50.80	45.72	16	81.28	76.20			
05	25.40	20.32	11	55.88	50.80	17	86.36	81.28			
06	30.48	25.40	12	60.96	55.88	18	91.44	86.36			
07	35.56	30.48	13	66.04	60.96	19	96.52	91.44			

Ordering Information

MMMB101 -	XX	XX	A	XXX
	No. of Pins per Row	Standard Plating		Pin Length (A / B / C)
	02~20	02 :Gold Flash		001 : A=4.55,B=2.54,C=8.10
		Selective Plating		005 : A=3.95,B=4.95,C=13.80
		01 :Tin		Selective Length
		05 :Gold Flash / Tin		Custom Length Available

*Standard Packaging:Tube