

Pitch:2.00X2.00mm(0.079"X0.079")
Pin Header Dual Rows Right Angle Dip Type

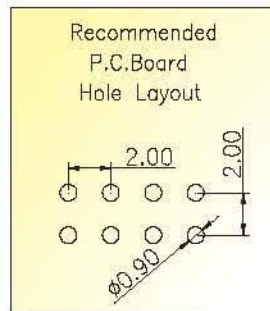
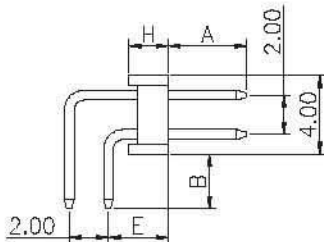
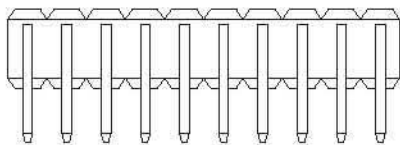
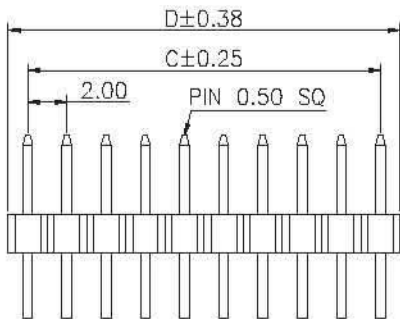

MXCONN
MMFB201 Series

Specifications

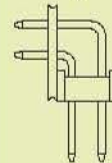
Current Rating: 2.0 Ampere
Insulation Resistance: 1000MΩ Min
Dielectric Withstanding: 500V AC
Contact Resistance: 20mΩ Max
Operating Temperature: -40°C to +105°C

Materials

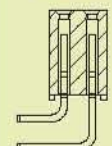
Contact Material: Brass
Insulation Material: Polyester,UL 94V-0
PBT



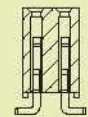
Mating with



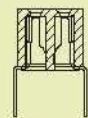
MFFA2XX



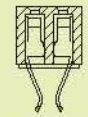
MFFB207



MFFC2XX



MFFD201



MFFE201

No. of Pins/Row	Dimension Information		No. of Pins/Row	Dimension Information		No. of Pins/Row	Dimension Information		No. of Pins/Row	Dimension Information	
	C	D		C	D		C	D		C	D
02	2.00	4.00	12	22.00	24.00	22	42.00	44.00	32	62.00	64.00
03	4.00	6.00	13	24.00	26.00	23	44.00	46.00	33	64.00	66.00
04	6.00	8.00	14	26.00	28.00	24	46.00	48.00	34	66.00	68.00
05	8.00	10.00	15	28.00	30.00	25	48.00	50.00	35	68.00	70.00
06	10.00	12.00	16	30.00	32.00	26	50.00	52.00	36	70.00	72.00
07	12.00	14.00	17	32.00	34.00	27	52.00	54.00	37	72.00	74.00
08	14.00	16.00	18	34.00	36.00	28	54.00	56.00	38	74.00	76.00
09	16.00	18.00	19	36.00	38.00	29	56.00	58.00	39	76.00	78.00
10	18.00	20.00	20	38.00	40.00	30	58.00	60.00	40	78.00	80.00
11	20.00	22.00	21	40.00	42.00	31	60.00	62.00			

Ordering Information

MMFB2	XX	-	XX	XX	A	XXX
	HEIGHT OPTION (H)		No. of Pins per Row	Standard Plating		Pin Length (A / B / E)
01	:H=2.00	02	~40	02 :Gold Flash	MMFB201 ... A	001 :A=4.00,B=2.80,E=3.05
02	:H=1.50			Selective Plating	MMFB202 ... A	013 :A=2.60,B=2.30,E=3.05
				01 :Tin		Selective Length
				05 :Gold Flash / Tin		Custom Length Available

* Standard Packaging: Tube